

Appalachian Trail Corridor

Management Signs



The Appalachian Trail Conference
Harpers Ferry, West Virginia

April 1996

Sign Guidelines for Appalachian Trail Managers

The Appalachian Trail Conference has designed and produced a variety of standard Trail-management signs for use on lands acquired by the National Park Service to protect the Appalachian Trail. The signs contained in this catalogue have been approved for use on these National Park Service-acquired lands. Many of the signs are suitable for use on other lands as well, provided the local Trail-maintaining club and agency partner agree that the signs are appropriate.

Trail clubs are urged to follow these guidelines for developing or posting signs on Appalachian Trail lands:


- Identify the club's needs for signs as part of the Trail-assessment or local management-planning process. It's important to consider alternative methods for conveying information, such as brochures, registers, or personal contacts.
- Be certain that signs containing the National Park Service's official arrowhead symbol are placed only on National Park Service lands.
- Comply with state and local legal requirements for posting property.
- Locate signs conspicuously, but not too conspicuously. Signs directed at Trail users will be less prone to vandalism if placed on the Trail, but just out of sight of roads and Trailheads. Signs that convey messages to others will be most effective if posted along roads and at other potential points of entry.

Avoid "sign pollution" by using only the minimum needed to do the job. If you need to convey more than one or two messages, consider using a Trailhead signboard or small "birdhouse" to post signs on.

- Monitor signs regularly for damage, disappearance, and effectiveness. It helps to have a master sign list and inventory, so that signs can be replaced when needed.
- If you need to develop additional signs, consider the following:
 - a. Your greeting should be friendly but authoritative.
 - b. Identify the Trail-club and land-managing agency where appropriate.
 - c. State prohibitions or restrictions in a positive way.
 - d. Include names and phone numbers of emergency contacts where appropriate.
 - e. Use international symbols where appropriate.
 - f. The wording of regulatory signs or the use of the symbol of any land-managing agency needs to be approved by the land-managing agency.
 - g. Posting of specific prohibitions, such as NO HUNTING or NO HORSES, may require a reference to the pertinent regulation to be properly enforced.

SIGNS DEPICTING GOVERNMENT PROPERTY


Note: Many of the signs depicted on this page were designed for use on National Park Service lands, and may not be suitable for use on lands administered by other agencies.



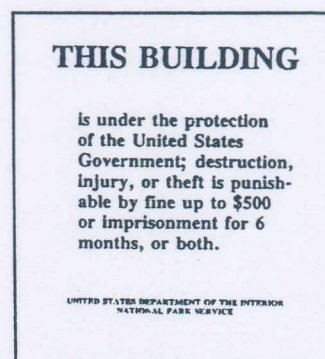
U.S. Boundary
(3" x 12", .125-gauge plastic, green on white)



U.S. Government-Owned Land
(9" x 6" signs, .024 gauge plastic, black on white)



Building Closed
(11" x 11", .024 gauge plastic, black on red)



Building Protected
(8" x 11", plasticized paper, red on white)



U.S. Government Property with prohibitions
(11" x 11", .024 gauge plastic, black on yellow)



U.S. Government Property (with additional prohibitions: camping/fires)
(11" x 11", .024 gauge plastic, black on yellow)

VISITOR USE SIGNS

Emergency Assistance

In an emergency, hikers may call the following numbers for assistance:

Police: _____

Fire: _____

Rescue: _____

Medical: _____

Your present location is: _____

The nearest public phone is at: _____

The nearest medical facility is: _____

Emergency Assistance
(8" x 11", .024 gauge plastic,
black on white)

Safety Precautions

For your safety, remember to:

- Plan ahead; be prepared for the terrain and weather.
- Tell someone your plans so you can be reached in case of emergency.
- Beware of ticks, poisonous snakes, poison ivy, and other natural hazards.
- Know the symptoms of and treatment for hypothermia.
- Wear blaze-orange during hunting seasons.
- Hike with a friend.

Safety Precautions
(9" x 6", .024-gauge plastic,
black on white)

Leave No Trace

So that others may enjoy the Appalachian Trail, too, please follow these "Leave No Trace" guidelines:

- Travel only on foot.
- Stay on the footpath - don't take shortcuts.
- Camp in areas established for overnight use.
- If you packed it in, pack it out!
- Protect water sources by following proper backcountry sanitation practices.
- Take only pictures, leave only footprints.
- Follow all local rules and regulations regarding group size, sanitation, prohibited activities and the use of fire.

Leave No Trace
(9" x 6", .024-gauge plastic,
black on white)



Water Treatment Advisory
(8" x 11", .125 gauge plastic,
green on white)



Water Treatment Advisory
(5" x 8", .125 gauge plastic,
green on white)



500 Feet Ahead—Pedestrian Advisory
(12" x 6", reflective metal, black on white)

INTERNATIONAL SYMBOLS



**International Symbol for No Fires/
No Camping** (9" x 5", .024 gauge plastic,
black on white with red slash)



International Symbol for No Bikes
(8" x 5", .125 gauge plastic, black on white)

Other signs with international symbols are available
(3½" x 3½", .024 gauge plastic, no logos):

Permitted uses:


Campfires
Camping
Hiking trail
Shelter

Prohibited uses (with slash):

Bicycles
Campfires
Camping
Horses
Hunting
Recreational vehicles
Snowmobiles
Trail bikes

SIGNS DEPICTING GOVERNMENT PROPERTY


Note: Many of the signs depicted on this page were designed for use on National Park Service lands, and may not be suitable for use on lands administered by other agencies.



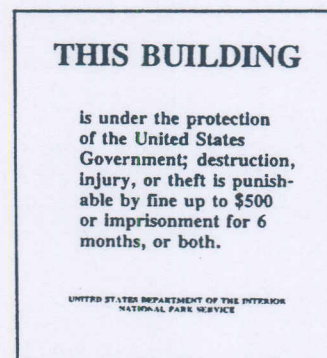
U.S. Boundary
(3" x 12", .125-gauge plastic, green on white)




U.S. Government-Owned Land
(9" x 6" signs, .024 gauge plastic, black on white)



Building Closed
(11" x 11", .024 gauge plastic, black on red)



Building Protected
(8" x 11", plasticized paper, red on white)



U.S. Government Property with prohibitions
(11" x 11", .024 gauge plastic, black on yellow)



U.S. Government Property (with additional prohibitions: camping/fires)
(11" x 11", .024 gauge plastic, black on yellow)

APPALACHIAN TRAIL SYMBOLS



A.T. Diamond
(4" x 4", sheet metal)




Appalachian National Scenic Trail
(3", 9", or 18" elliptical triangle, sheet metal)



National Park Service and Appalachian Trail Symbols
(9" x 12" sheet of self-stick decals)

OTHER SIGNS

Custom-made signs, such as the one depicted below, can be developed.



Hiker Advisory - Palmerton Zinc site
(8" x 11", .024 gauge plastic, black on yellow)

Appalachian Trail Sign Order Form

Signs are provided free of charge to Appalachian Trail maintaining clubs and land managers. Quantities are limited; please do not order more than you can use.

Submit completed form to the Appalachian Trail Conservancy:

By fax to 304-535-2667

By mail to ATC Trail Management Signs

P.O. Box 807

Harpers Ferry, WV 25425

Ordered by: _____

Appalachian Trail Club/Agency: _____

Shipping address: _____

[illegible]